

Professional Development with Panache!

Katy Cortelyou & Vicki Paige
Regional Coordinators
Reading First Professional Development

Our Session Goals

- To examine key principles of adult learning;
- To provide strategies for planning and delivering engaging professional development;
- To have FUN!

The Sound of Music

- Take a look at the song titles posted around the room;
- Think about which title best expresses your feelings about creating and delivering professional development;
- Stand by the title and then talk with your fellow colleagues about why you chose this song.

Is an Opener Time Well Spent?

“Your audience will
make up their mind
in the first thirty seconds
about whether you are worth listening to
or not.”

-Eric Jensen

Openers for Your Training Toolbox

- Review the openers on the enclosed handout.
- Talk with the person next to you about one you plan to use during your next PD session.

Adult Learners...

Want to be respected as individual learners.

- Principles of Adult Learning,
retrieved from www.teachermentors.com

So, Trainers Must...

- Provide for individual needs
 - Snacks
 - Breaks
 - Room Environment
 - Tables arranged in a circle or in a V shape to facilitate talk. Steer away from traditional, theater style as this implies "expert."



So, Trainers Must...

- Be well-organized
 - Handouts numbered or clearly marked

(Eric Jensen)
- Start and end on time
- Establish Ground Rules
- Use Respectful Language (Pam Robbins)
 - "I invite you..."
 - "Would you join or meet me..."





So, Trainers Must...

- Validate audience knowledge and input.

***“If I want them to HEAR it, I talk,
If I want them to LEARN it, they talk.”***

- Sharon Bowman

Pause and Reflect

- Thinking about the quote on the previous slide, take a moment to look over the Processing Activities Handout.
-  Check ideas you have successfully used as a trainer.
- Star  ones you will try 😊

Time to Talk!

- Take a moment to discuss one of the processing ideas you plan to try in your next training.



Adult Learners...

Are Practical and Problem-Centered.

- Principles of Adult Learning,
retrieved from www.teachermentors.com

So, Trainers Must...

- Provide relevant content
 - Help participants answer the question, "How does this relate to me?"
- Use personal stories to link theory to practice
 - "When I tried this strategy..."
 - "I had the same question when I first tried this..."
 - "I remember teaching first grade and..."

So Trainers Must...

- In addition to personal stories related to the content, children's books are a great resource for linking content to practice.
- Take a look at the handout on using literature to enhance learning.
 - Which titles are familiar to you?
 - What other titles could you use?

Adult Learners...(Children too)

- Need physical movement to enhance their readiness to learn.
- Increased oxygen to the blood stream leads to better concentration and better recall!

So, Trainers Must...

- Get Participants Mooovin'!
- Let' Follow the Yellow Brick Road!



Follow the Yellow Brick Road

- Fold a piece of paper into four parts, accordion style. Write the four statements below, one per section.
 - Activity: Yellow Brick Road
 - Step One: Determine the steps for the strategy or procedure that I am teaching.
 - Step Two: Have participants diagram the steps on chart paper.
 - Step Three: Have participants explain the steps to a partner as they “walk” them out.

-Sharon Bowman, Presenting with Pizzazz

Give It a Try...

- Find a new partner and “walk” the steps for the Yellow Brick Road Procedure.
- After explaining the steps for this activity, share how you could use this in a training.
 - “This would work when teaching the steps for a Making Words lesson...”

Other Ideas to Get Moovin' ...

- Take a moment to find your Brain Breaks handout.
- Scan the activities listed to see which ones you want to be sure and try.

Adult Learners...

Seek opportunities to integrate new ideas with existing knowledge.

- Principles of Adult Learning,
retrieved from www.teachermentors.com

So, Trainers Must...

- Include engaging closers that allow learners to reflect on what they have learned and to plan next steps for implementation.



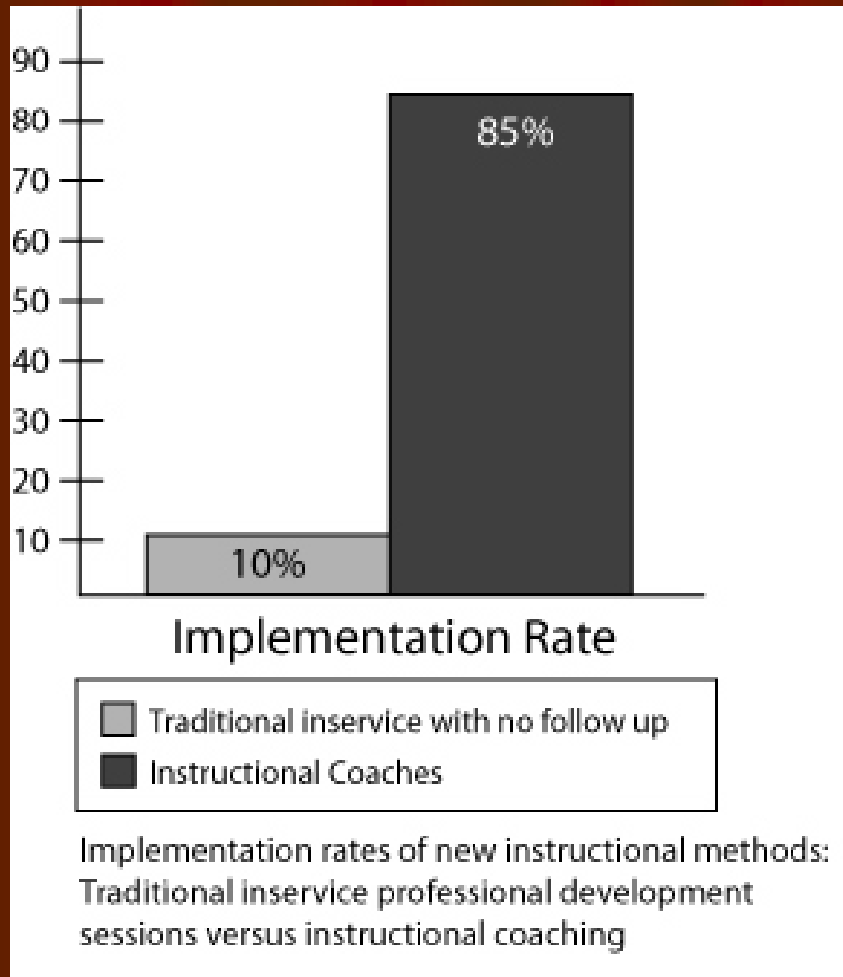
Take a Moment...

- To review the ideas on the Closers handout.
- On a piece of paper from the center of the table, jot down the name of one closer you would like to try.
- Be ready to show your choice when we countdown.

3, 2, 1...

SHOW ME!

Beyond the Training...



Follow-
up with
the
COACH
is the
KEY!

Research retrieved from <http://www.instructionalcoach.org/research.html>

Beyond the Training...

- Leave a piece of chocolate with a question about the training. Participants with the answer return to the coach for another treat. (Pam Robbins)
- Sign up sheet

Your Attention Please!

- Invitation to the Training
- Announcements – Riddle each day as the training gets closer
- Themed Sessions
 - Oprah's Favorite Things
 - Seasonal
- Educational Door Prizes
 - Sentence strips, Wikki Sticks, Books...
 - Sponsors...food, certificates, etc.

Bringing Down the Curtain

- Take a moment to reflect on all that we have shared today.
 - Adult Learning Principles
 - Activities for openings, processing, brain breaks, closings, building interest.
 - T.I.L.T. **Things I Learned Today!**
 - On an index card write down four points deemed from the presentation...share!

The Final Curtain Call...

*Join us in a
Musical Salute to
BUSY Reading Coaches
Everywhere!*



Contact Information

- Katy Cortelyou
 - Krcortel@mail.ucf.edu
- Victoria Paige
 - vpaige@mail.ucf.edu

References

Bowman, S. (1997). Presenting with Pizzazz. Glenbrook, NV: Bowperson Publishing.

Jensen, E. (1998). Trainer's Bonanza: Over 1000 Fabulous Tips and Tools. San Diego: The Brain Store.

Instructional Coaching Research (2007, April 21). Instructional Coaching. Retrieved February 28, 2007 from <http://www.instructionalcoach.org/research.html>.

Robbins, P. (Presenter). (2005). The Trainer's Toolbox: Keys to Successful Presentations (Workshop). Tampa: FL.

References

Principles of Adult Learning. Retrieved February 24, 2007 from <http://www.teachermentors.com>.

West, E. (1999). *The Big Book of Icebreakers*. New York, NY: McGraw-Hill.

West, E. (1997). *201 Icebreakers Group Mixers, Warm-Ups, Energizers, and Playful activities*. New York, NY: McGraw-Hill.