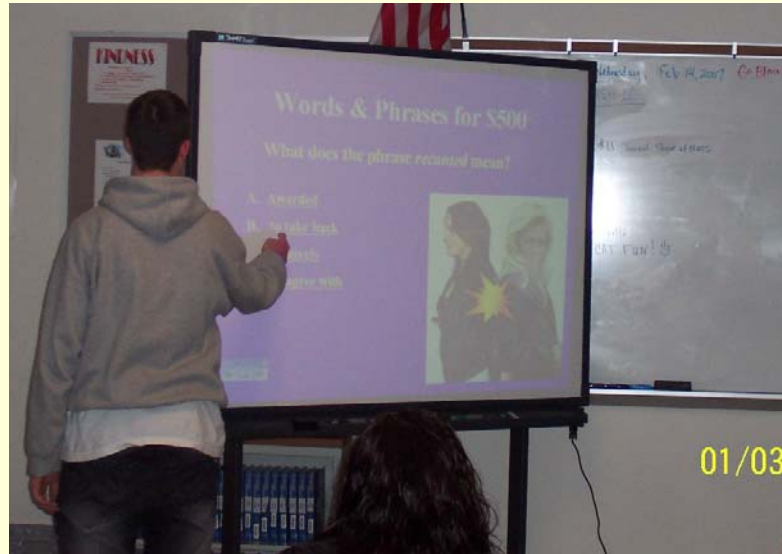


# Using Technology to teach Struggling Readers



Jennifer Gilray  
Julie Piccirilli

Braden River High School-Manatee County

# Teenage Technology Trends



- MP3/IPODS
- PSP
- Sidekicks/Blackberry
- Cell Phones
- Video Games
- AIM
- My Space
- Facepage



# Technology Tools for Educators



- Smartboard
- Projector
- Writing Slates/Airliners
- Palm Pilots
- Document Camera/Elmo
- Scanner



## Statistics...

# Why use Technology in the Classroom?

Do kids use computers and get anything out of it?

- Harris Interactive Study folded all teen social tools into its research, finding that 85% of 13-to-18 year olds have email contacts lists, 81% IM buddy lists, 77% have cell phones, and 75% have social-networking or community site profiles.

# Why use Technology in the Classroom?

Harris Interactive Study identifies that students also need an authentic reason to use these technology tools.

Teachers need to reassess and model usage of technology so that students can use it effectively with curriculum.

# Technology through the years

## Some quotes through the years....

“Student’s today can’t prepare bark to calculate their problems. They depend upon their slates which are more expensive. What will they do when their slate is dropped and it breaks? They will be unable to write!”

-Teachers Conference, 1790

“Students today depend too much upon ink. They don’t know how to use a pen knife to sharpen a pencil. Pen and ink will never replace the pencil!”

-National Association of Teachers, 1907

“Ball point pens will be the ruin of education in our country. Students use these devices and then throw them away. The American virtues of thrift and frugality being discarded. Buisness and banks will never all such expensive luxaries.”

-Federal Teacher, 1950

# Technology through the years

How do we,  
as educators,  
view technology today?

# Braden River High School

- Opened in August 2005 with 9<sup>th</sup> and 10<sup>th</sup> grade students.
- 2005-2006 school year we had 644 students, and 41 teachers.
- Opened with 45 projectors, 4 SmartBoards, 2 airliners, 2 document cameras, & 2 palm pilots
  
- 2006-2007 school year we have 1107 students, 56 teachers, and house 9<sup>th</sup>-11<sup>th</sup> grade students
- Currently have 62 projectors, 10 SmartBoards, 4 airliners, 6 document cameras, & 4 palm pilots


Airliner



Projector



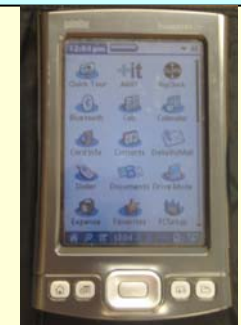
SmartBoard



Document Camera  
ELMO



Palm Pilot



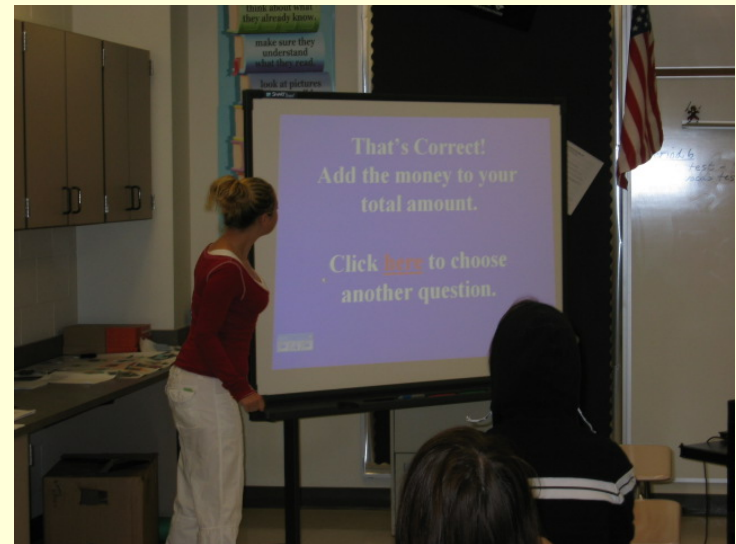
# Projector

- Cornerstone of Technology in Classroom
- Modern Day Overhead and television with the use of a TV Tuner and speakers
- Can show DVDs
- Need this to use document camera, writing slate, and Smartboard
- Can be used to access and show videos from [UnitedStreaming.com](http://UnitedStreaming.com) and other websites to help “hook” the learner



# Smartboard

- Interactive Touch Screen computer
- Allows students to be active in class sessions
- Allows review games, FCAT Prep material, note taking strategies to be presented in a manner that catches student's attention



# Airliner/Writing Slate

- Allows teacher to walk around and maintain classroom management while instructing the class
- No more teacher at the board with back to class
- Students can write directly on slate without leaving their seat
- Can set up your calculator to be presented whole class to show functions easily



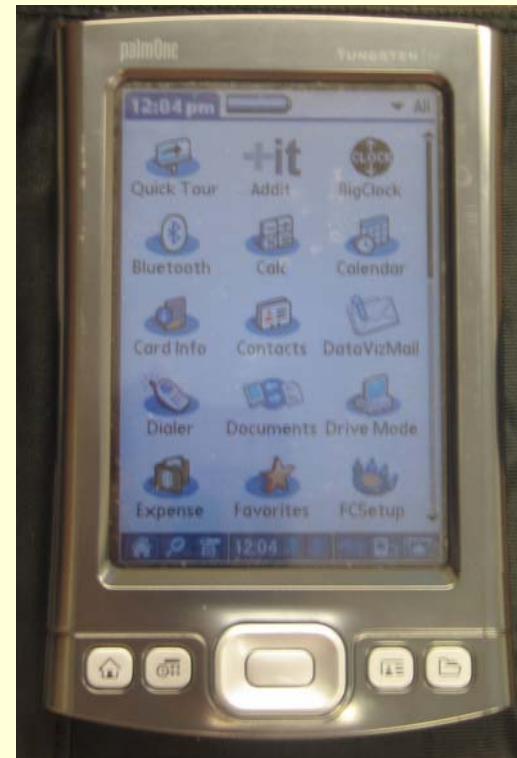
# Document Camera/Elmo

- Perfect Device for reading teachers because they are able to slide a document under camera and project it for whole class instruction
- Use it to teach underlining, highlighting, marginal note taking, one sentence summaries, etc.
- Math teachers can also use it to graph and show examples to entire class
- Social Studies can use it to show Maps, historical artifacts, etc.



# Palm Pilot

- Administrators can use it to collect data while doing walkthroughs on campus
- Reading coach can use this data that has been collected by administrators to determine what reading strategies are being used and where
- Future staff developments can be based upon needs of staff
- Dibels



# Scanner

- Use it to scan documents into computer so they can be projected
- You can scan in an article to use with whole group instruction or examples of student work



# I Movie

Click [HERE](#) to view iMovie “Using Technology in Classrooms to Promote Reading Strategies”

# Student Testimonials on Technology

Picture  
of  
Student

Comments on Technology in the  
classroom

Picture  
of  
Student

Comments on Technology in the  
classroom

Picture  
of  
Student

Comments on Technology in the  
classroom

- [Hyperlink to video of students](#)

*Any Questions?*